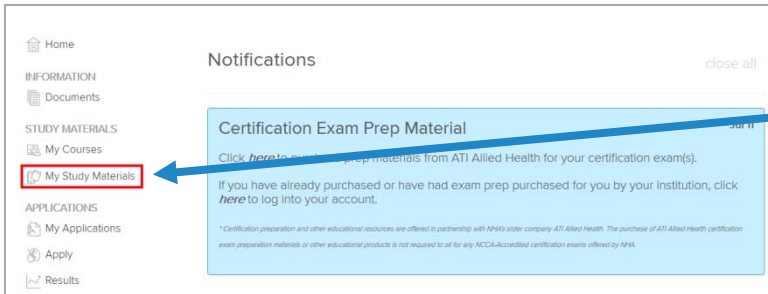
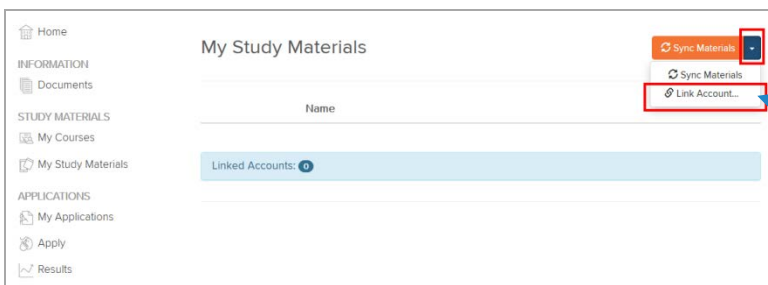


How to Link Accounts and Synchronize Study Materials

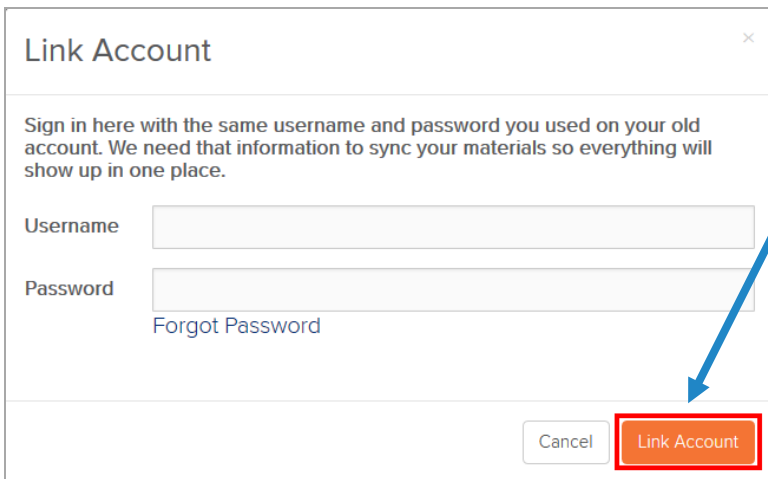
If you are an existing user and you have materials that you have already accessed or recently ordered on the legacy ATI site, you can transfer your study materials to your account on our new Web site. Follow these steps to first link your accounts and then sync your study materials.



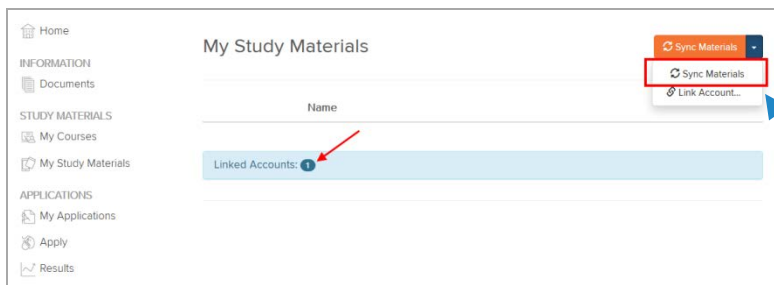
From the NHA Home page, click **My Study Materials**.



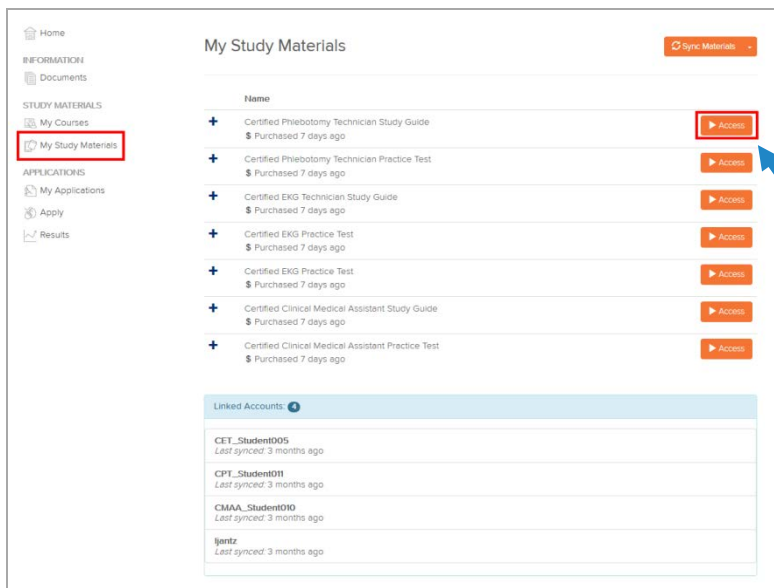
On the **Sync Materials** button, click the down-arrow to open your list of choices. Then select **Link Account**.



Enter the Username and Password of your old account. Then click **Link Account**.



After your account links, the *Linked Accounts* field changes from **0** to **1**.
Now you are ready to synchronize your materials.
On the **Sync Materials** button, click the down-arrow and then click **Sync Materials**.



Click **My Study Materials** and the study materials you transferred from your old account(s) display under *My Study Materials*.
Your linked accounts display at the bottom of the page.
Click **Access** to open your study materials or practice tests.